









Service Learning Survey




1. For the purposes of this survey, service learning is defined as a form of experiential education characterized by ALL of the following conditions: student participation in an ORGANIZED SERVICE ACTIVITY that meets identified OFF-

process on this campus.							
	<i>answered question</i>						36
	<i>skipped question</i>						0

2. How relevant is service learning to your research agenda?			
		Response Percent	Response Count
Not at all relevant		25.0%	9
Somewhat relevant		30.6%	11
Very relevant		22.2%	8
Not applicable		22.2%	8
	<i>answered question</i>		36
	<i>skipped question</i>		0

3. How many times have you taught a semester-long class with a service learning component?			
		Response Percent	Response Count
0		0.0%	0
1-3		33.3%	12
4-6		27.8%	10
7-9		11.1%	4
10 or more		27.8%	10
	<i>answered question</i>		36
	<i>skipped question</i>		0

4. For the purposes of this survey, service learning is defined as a form of experiential education characterized by ALL of the following conditions: student participation in an ORGANIZED SERVICE ACTIVITY that meets identified OFF-CAMPUS COMMUNITY NEEDS and is connected to COURSE CONTENT and SPECIFIC LEARNING OUTCOMES with STRUCTURED REFLECTION DURING CLASS TIME. (modified definition from Abes, Jackson, and Jones, 2002)
 What types of courses have you taught that fit our definition of service learning? Check all that apply.

		Response Percent	Response Count
Practicum		38.9%	14
Capstone project		30.6%	11
Internship		33.3%	12

6. How many community organizations have you partnered with as part of your service learning activities?			Response Percent	Response Count
0			2.8%	1
1-3			44.4%	16
4-6			13.9%	5
7-9			5.6%	2
10 or more			33.3%	12
			answered question	36
			skipped question	0

7. What funding have you received to support your service learning activities? Please check all that apply.			Response Percent	Response Count
I have never received funding to support my service learning activities.			66.7%	24
College/university funding			19.4%	7
External funding			22.2%	8
			answered question	36
			skipped question	0






8. Have you received release time to support your service learning activities?			Response Percent	Response Count
Yes			16.7%	6
No			83.3%	30
			answered question	36
			skipped question	0



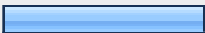
9. Please indicate the extent to which you agree with the statements below.


	Strongly disagree	Disagree	Neither agree nor disagree	Agree	Stongly agree	Rating Average	Response Count
My community partners have had input in the DEVELOPMENT of my service learning projects.	0.0% (0)	8.3% (3)	16.7% (6)	50.0% (18)	25.0% (9)	3.92	36
Community partners have had the IMPLEMENTATION of service learning projects.	0.0% (0)	8.3% (3)	5.6% (2)	61.1% (22)	25.0% (9)	4.034	

10. Please indicate the extent to which you agree the following factors would encourage you to continue to use service learning.

	Strongly disagree	Disagree	Neither agree nor disagree	Agree	Strongly agree	Rating Average	Response Count
Support from other instructors IN MY DEPARTMENT	2.8% (1)	2.8% (1)	33.3% (12)	30.6% (11)	30.6% (11)	3.83	36
Support from instructors OUTSIDE MY DEPARTMENT	0.0% (0)	8.3% (3)	55.6% (20)	22.2% (8)	13.9% (5)	3.42	36
Support from campus administrators	2.9% (1)	2.9% (1)	25.7% (9)	31.4% (11)	37.1% (13)	3.97	35
Campus support services for instructors interested in service learning	2.9% (1)	2.9% (1)	31.4% (11)	34.3% (12)	28.6% (10)	3.83	35
Funding to support service learning activities	5.6% (2)	0.0% (0)	16.7% (6)	38.9% (14)	38.9% (14)	4.06	36
Release time to support service learning activities	5.6% (2)	2.8% (1)	30.6% (11)	27.8% (10)	33.3% (12)		

11. What is your faculty rank?			
		Response Percent	Response Count
Full professor		16.7%	6
Associate professor		30.6%	11
Assistant professor		22.2%	8
Adjunct professor		13.9%	5
Lecturer/instructor		16.7%	6
		<i>answered question</i>	36
		<i>skipped question</i>	0

12. What is your tenure status?			
		Response Percent	Response Count
Tenured		52.8%	19
Untenured, on tenure track		16.7%	6
Untenured, not on tenure track		30.6%	11
		<i>answered question</i>	



15. How many years have you been teaching at the college/university level? Please enter a NUMERICAL digit.

		Response Average	Response Total	Response Count
Years				